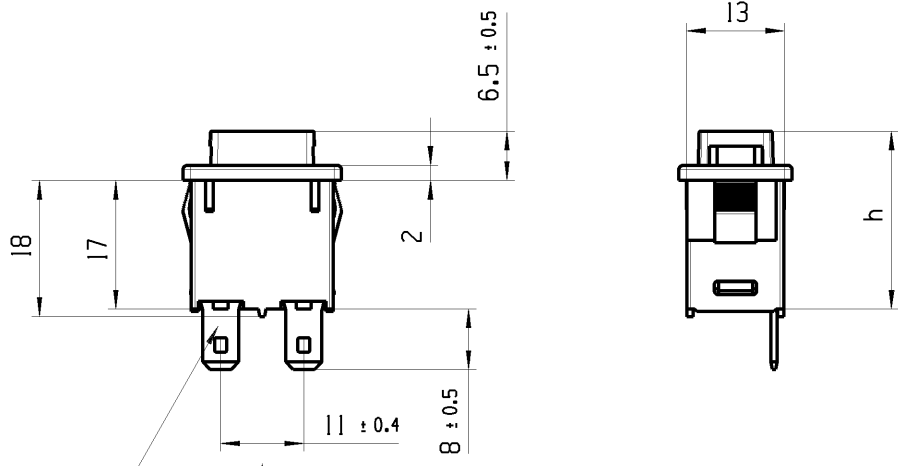
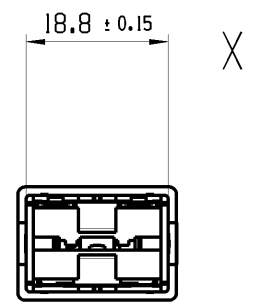
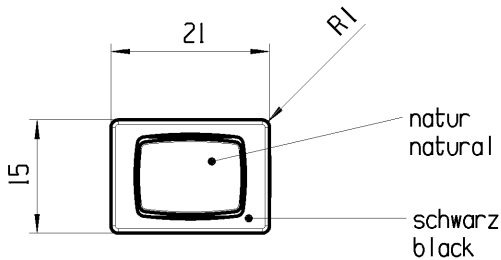


1	2	3	4
Empfohlener Ausschnitt fuer Rastbefestigung (Grat gegenueber Bestueckungsseite) recommended cut-out for snap-in fixing (edge opposite to snap-in direction)	Wanddicke wall thickness	Ausschnittlaenge length of cut-out	Ausschnittbreite width of cut-out
	0.75 bis / to 1.25	19.2 ^{-0.1}	12.9 ^{+0.1}
	1.25 bis / to 2	19.4 ^{-0.1}	12.9 ^{+0.1}
	2 bis / to 3	19.8 ^{-0.1}	12.9 ^{+0.1}



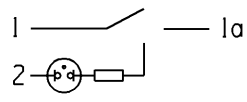
Flachstecker / plug in
aehnli. / sim. DIN 46244-A 4.8-0.8



Aufschrift:
Marking:

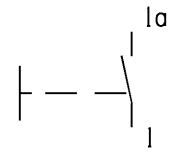
168..
16(41)/250 ~
12(81)/250 ~
10(81)/250 ~ 5E4
T1100/55
05

12A 125-250V AC
1/2 HP 125-250V AC
R97



Schaltstellung	operating position	h
AUS	OFF	23.5
EIN	ON	≤ 20.45
Block	block	19.3

Herstellort/-jahr/-woche
code of manufacture:
place / year / week



Schliesser 1-polig
Fuer Gerate der Klasse II geeignet
SPNO
suitable for appliances of class II

General tolerances						Sheet 01			Ident.	Document number	Index	
All dimensions are in millimetres	Shape and location ⊙ ≡	Angle ± 2°	Edge tolerance 	0-6	± 0.15	± 0.2	Format DIN	Projection 	Scale 1:1	K	16831802	a
				>6-15	± 0.2	± 0.3						
				>15-30	± 0.25	± 0.5						
				>30-70	± 0.4							
				>70-120	± 0.6	± 10%						
			>120	± 1.0								
						System NX V8.5			appliance Switch			
						Replacement of 1683.V05.029						
a	114796	2018-02-16	HHE			MARQUARDT						
	52390	2007-05-04	HHE									
Index	ECN-No.	Date (YYYY-MM-DD)	Edited by									