Empfohlenes Lochbild
recommended hole pattern

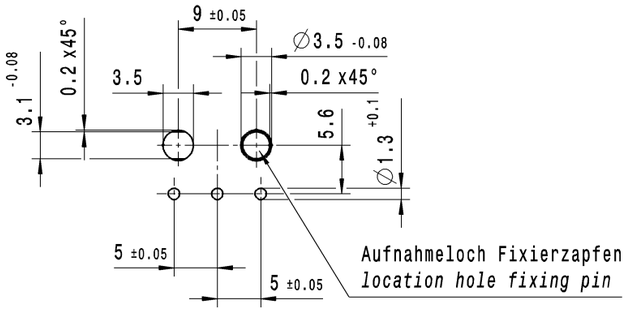

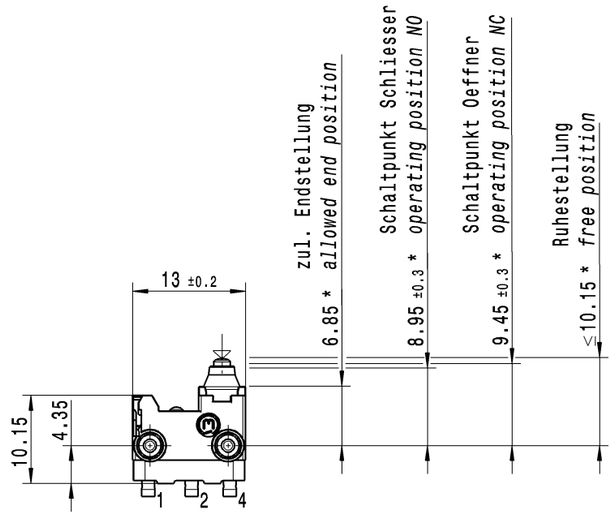

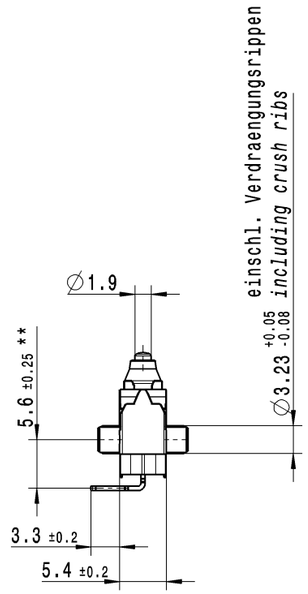

Schaltbild / *circuit diagram*

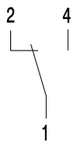

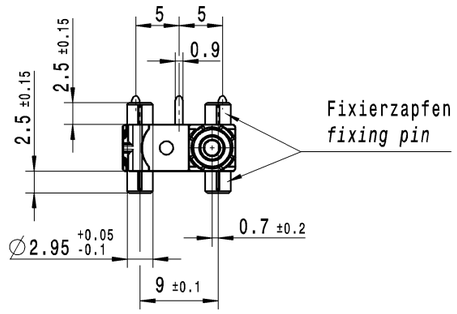

Wechsler 1-polig mit Schleifkontakten
single pole change-over with sliding contacts

Schaltbetaetigungskraft Schliesser 1 ±0.4 N
actuating force NO

Rueckstellkraft Schliesser ≥0.5 N
release force NO

Durchgangswiderstand ≤500 mOhm
contact resistance

Kontakte vergoldet
contacts gold plated

Schutzart nach EN 60529 IP 67
protection according to EN 60529 IP 67
Schutzart Anschluesse nach EN 60529 IP 00
protection terminals according to EN 60529 IP00

Weitere Angaben siehe Spezifikation 10650000
further details see specification 10650000

*berechnet vom Fixierzapfengrund
calculated from ground of fixing pin

**Mass direkt nach der Biegung 5.6 ±0.12
dimension direct after the bend 5.6 ±0.12

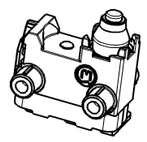

Aufschrift
marking

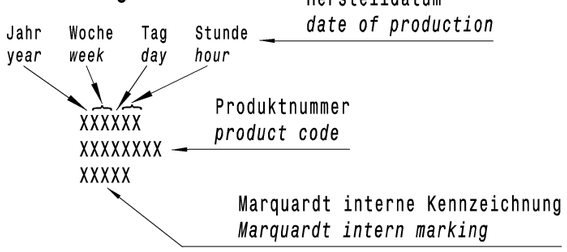

c	64814	12.10.09	GR				
b	61580	04.12.08	SB				
a	57523	21.04.08	SB	e	74954	18.08.11	SB
	52973	17.10.07	MOR	d	66337	20.04.10	GR
Ausg. ISSUE	Aenderung REVISION	gez. DRAWN BY		Ausg. ISSUE	Aenderung REVISION	gez. DRAWN BY	

fuer Form und Lage FOR SHAPE AND LOC. ◎ ⏥

fuer Winkel FOR ANGLE ± 2°

Allgemeintoleranzen
UNTOLERANCED DIMENSIONS

PROJEKTION	Abmasse und Nennmassbereiche Angaben in mm	Laengen LENGTH	Radien RADII
ALL DIMENSIONS ARE IN MILLIMETRES	0-6	± 0.1	± 0.2
	>6-15	± 0.15	± 0.3
	>15-30	± 0.2	± 0.5
	>30-70	± 0.3	
	>70-120	± 0.4	± 10%
	>120	± 0.8	

Pause COPY

Blatt SHEET 01

Original DIN A2

Massstab SCALE 2:1

0 10 20 30 mm

CAD: CATIA_V5

gez./DRAWN BY 15.06.07 MP

gepr./CHECKED BY

Ersatz fuer/REPLACEMENT OF V05055504

1065.3653-01

Art.-PI ITEM-PI

Typ	Zeichn./DRAWING NO.	Index
K	10653653	e

MIKRO-SIGNALSCHALTER
micro signal switch

MARQUARDT

©THIS DRAWING IS THE EXCLUSIVE PROPERTY OF MARQUARDT. WITHOUT THEIR CONSENT IT MAY NOT BE REPRODUCED OR GIVEN TO THIRD PARTIES.

CONFIDENTIAL

VERTRAULICH

©Alle Rechte bei Marquardt, auch fuer den Fall von Schutzrechtsanmeldungen. Jede Verfuegungsbefugnis, wie Kopier- und Weitergaberecht, bei uns.